






























































3/30/2023		Zelle Instant Pmt To John Sarlya	\$1,500.00	\$51,547.07
3/31/2023		Check #7940	\$150.00	\$47,322.40
3/31/2023		Us Bank Mortgage	\$700.00	\$47,472.40
3/31/2023		Payment To Credit Card 5792 03/31	\$634.67	\$48,172.40
4/03/2023		Tekify Fiber	\$304.00	\$46,953.94
4/03/2023		Raley's 04/01 Card 6169	\$29.53	\$47,257.94
4/03/2023		Debit Purchase Safeway #0309 Fremont Ca 04/01 Card 6169	\$34.93	\$47,287.47
4/04/2023		Dasselspetroleum	\$2,375.48	\$125,680.94
4/04/2023		Mission Cofffremont 04/03 Card 6169	\$45.20	\$128,056.42
4/04/2023		Advance From Credit Line 1319	+ \$61,662.65	\$128,101.62
4/04/2023		City National	+ \$7,498.97	\$66,438.97
4/04/2023		City National	+ \$11,986.06	\$58,940.00
4/05/2023		Safeway 04/05 Card 6169	\$2.39	\$125,599.94
4/05/2023		Safeway 04/05 Card 6169	\$39.65	\$125,602.33
4/05/2023		Whole Foods 04/05 Card 6169	\$38.96	\$125,641.98
4/07/2023		Atm Withdrawal 04/07 Card 6982	\$200.00	\$125,399.94
4/11/2023		Check #3554	\$61,662.65	\$80,672.10
4/11/2023		Transfer To Bank Of America	\$11,000.00	\$142,334.75
4/11/2023		Raley's 04/10 Card 6169	\$10.57	\$153,334.75
4/11/2023		Safeway 04/10 Card 6169	\$44.66	\$153,345.32
4/11/2023		Safeway 04/09 Card 6982	\$9.96	\$153,389.98
4/11/2023		Schwab Brokerage	+ \$28,000.00	\$153,399.94
4/12/2023		Federal Benefit Credit	+ \$1,538.30	\$82,210.40
4/13/2023		Atm Withdrawal 04/13 Card 6982	\$200.00	\$82,010.40
4/14/2023		Raley's 04/14 Card 6169	\$5.99	\$81,970.58

4/14/2023		Raley's 04/14 Card 6169	\$25.94	\$81,976.57
4/14/2023		Safeway 04/14 Card 6169	\$25.94	\$81,976.57
4/14/2023		Cvs 04/14 Card 6169	\$3.74	\$82,002.51
4/14/2023		Cvs 04/14 Card 6169	\$4.15	\$82,006.25
4/17/2023		Atm Withdrawal 04/17 Card 6982	\$200.00	\$78,526.55
4/17/2023		Smart & Final 04/17 Card 6982	\$37.98	\$78,726.55
4/17/2023		Forest & Flofremont 04/15 Card 6982	\$70.34	\$78,764.53
4/17/2023		Safeway 04/15 Card 6982	\$41.72	\$78,834.87
4/17/2023		Safeway 04/15 Card 6982	\$43.12	\$78,876.59
4/17/2023		The Great 04/12 Card 6982	\$50.87	\$78,919.71
4/17/2023		Transfer Withdrawal To Account 0174	\$3,000.00	\$78,970.58
4/18/2023		Interest Paid This Period	+ \$0.31	\$78,380.33
4/18/2023		Safeway 04/18 Card 6169	\$45.91	\$78,380.02
4/18/2023		Sunrise Pest	\$91.77	\$78,425.93
4/18/2023		Safeway 04/16 Card 6982	\$8.85	\$78,517.70
4/20/2023		Check #3555	\$2,540.00	\$75,678.34
4/20/2023		Pud Clallam	\$96.40	\$78,218.34
4/20/2023		Centurylink	\$65.59	\$78,314.74
4/24/2023		Strizzi's 04/23 Card 6982	\$100.89	\$75,442.11
4/24/2023		Raley's 04/21 Card 6169	\$23.98	\$75,543.00
4/24/2023		Safeway 04/21 Card 6169	\$24.00	\$75,566.98
4/24/2023		Safeway 04/21 Card 6982	\$37.25	\$75,590.98
4/24/2023		Bogies Discount 04/21 Card 6982	\$50.11	\$75,628.23
4/25/2023		At&t	\$138.39	\$75,261.41
4/25/2023		Whole Foods 04/25 Card 6169	\$24.03	\$75,237.38

4/25/2023		Safeway 04/25 Card 6169	\$81.48	\$75,155.90
4/25/2023		Raley's 04/25 Card 6169	\$11.98	\$75,143.92
4/25/2023		Cvs 04/24 Card 6982	\$11.01	\$75,399.80
4/25/2023		Safeway 04/23 Card 6982	\$31.30	\$75,410.81
4/26/2023		Zelle Instant Pmt To James Unger	\$740.00	\$74,403.92
4/26/2023		Advanced Mo 04/24 Card 6982	\$54.00	\$74,349.92
4/26/2023		Safeway 04/24 Card 6982	\$16.87	\$74,333.05
4/26/2023		Mission Coffremont 04/25 Card 6169	\$45.20	\$74,287.85
4/26/2023		Chevron 04/25 Card 6169	\$41.57	\$74,246.28
4/26/2023		Whole Foods 04/26 Card 6982	\$81.04	\$74,165.24
4/27/2023		Funds Transfer	\$3,000.00	\$71,165.24
4/27/2023		Subway 04/26 Card 6982	\$14.92	\$71,150.32
4/27/2023		Chevron 04/26 Card 6982	\$74.16	\$71,076.16
4/27/2023		Pacific Gas & Electric	\$197.29	\$70,878.87
4/27/2023		Pacific Gas & Electric	\$261.03	\$70,617.84
4/27/2023		Check #3558	\$924.00	\$69,693.84
4/28/2023		Half Price Books 04/26 Card 6982	\$23.65	\$69,670.19
4/28/2023		Easy Spa Par 04/26 Card 6169	\$81.19	\$69,589.00
4/28/2023		Safeway 04/28 Card 6169	\$49.95	\$69,539.05
5/01/2023		Zelle Instant Pmt To John Sarlya	\$1,500.00	\$68,039.05
5/01/2023		Zelle Instant Pmt To John Sarlya	\$1,500.00	\$66,539.05
5/01/2023		Raley's 04/28 Card 6982	\$57.02	\$66,482.03
5/01/2023		Anguianos Fafremont 04/30 Card 6982	\$28.00	\$66,454.03
5/01/2023		Safeway 04/30 Card 6982	\$93.08	\$66,360.95

5/08/2023		Check #3559	\$325.00	\$112,666.27
5/09/2023		Safeway 05/09 Card 6169	\$60.13	\$112,606.14
5/10/2023		Federal Benefit Credit	+ \$1,538.30	\$114,144.44
5/10/2023		Centurylink	\$65.59	\$114,078.85
5/11/2023		Bogies Discount 05/10 Card 6982	\$72.15	\$114,006.70
5/11/2023		Atm Withdrawal 05/11 Card 6982	\$200.00	\$113,806.70


Disclosures

Investment and Insurance products and services including annuities are:

- Not a Deposit • Not FDIC Insured • May Lose Value • Not Bank Guaranteed
- Not Insured by any Federal Government Agency

U.S. Bank, U.S. Bancorp Investments, UnionBanc Investment Services, and their representatives do not provide tax or legal advice. Your tax and financial situation is unique. You should consult your tax and/or legal advisor and information concerning your particular situation.

For U.S. Bank:

 Equal Housing Lender. Deposit products are offered by U.S. Bank National Association. Member FDIC. Mortgage, Home Equity and credit products are offered by U.S. Bank National Association. Loan approval is subject to credit approval and program guidelines. Not all loan programs are available in all states for all loan amounts. Interest rates and program terms are subject to change without notice.

- The VantageScore® provided is for educational purposes only, to aid in your awareness and understanding of credit scores in general. U.S. Bank does not use your VantageScore® to make lending decisions.
- The Sweep account balance is included in the associated account's available balance.
- The Current Balance may not be the final payoff amount. Please contact us for payoff amount.
- If you do not pay the Minimum Payment due by the Payment Due Date, you may be subject to late charges which will appear on your next statement. The Minimum Payment includes any Past Due Amount. The Past Due Amount is any outstanding principal, interest, insurance, payment protection, escrow, fees or late charges billed for the month. The Minimum Payment does not reflect today's account activity.
- Late fees may be charged if you do not pay the Minimum Payment Due by this date and will appear on your next statement. This includes your current minimum payment amount plus any past due amounts. The amount does not reflect today's account activity and may vary depending on the interest rate.
- This is the amount that is available to draw from your line of credit. The amount may not reflect today's account activity.
- The Current Balance may not be the final amount owed. Please contact us at 800.673.3555 if your intent is to pay off and close your account.
- Amount due includes your base rent plus any past due amounts, tax, fees and/or misc. charges. The amount due does not reflect today's account activity. We may report information about your account to credit bureaus. Late payments, missed payments or other defaults on your account may be reflected on your credit report.
- Late fees may be charged if you do not pay the Amount due by this date and will appear on your next statement.

For U.S. Bank (Trust & Investments):

The account values for the Investment and Retirement accounts are determined nightly based on the prices of publicly traded assets at the close of the market on the previous business day. In rare circumstances, prices may be delayed. Publicly traded assets are valued using market quotations or valuation methodologies from financial industry services believed by us to be reliable. Assets that are not publicly traded may be reflected at values from other external sources, or special valuations prepared by U.S. Bank. Assets for which a current value is not available may be reflected as not valued, at par value, or at a nominal value. Values shown do not necessarily reflect prices at which assets could be bought or sold.

Past performance is not a guarantee of future results.

U.S. Bank is not responsible for and does not guarantee the products, services or performance of U.S. Bancorp Investments.

1. Other Investments/Retirement accounts and U.S. Bank Beneficiary accounts are not included in asset total.

For U.S. Bancorp Investments:

Investment products and services are available through U.S. Bancorp Investments, the marketing name for U.S. Bancorp Investments, Inc., member [FINRA](#) and [SIPC](#), an investment adviser and a brokerage subsidiary of U.S. Bancorp and affiliate of U.S. Bank.

U.S. Bancorp Investments is registered with the Securities and Exchange Commission as both a broker-dealer and an investment adviser. To understand how brokerage and investment advisory services and fees differ, the [Client Relationship Summary](#) and [Regulation Best Interest Disclosure](#) are available for you to review.

Account values for Investment and Retirement accounts may not reflect real-time asset values and some pending transactions. Account values are determined nightly based on the price of publicly traded assets at the close of the market on the previous business day. Publicly traded asset values are provided by industry sources deemed reliable but not guaranteed.

The Financial Industry Regulatory Authority (FINRA) Rule 2267 provides for BrokerCheck to allow investors to learn about the professional background, business practices, and conduct of FINRA member firms or their brokers. To request such information, contact FINRA toll-free 1 800 289 9999 or via

practices, and conduct of FINRA member firms or their brokers. To request such information, contact FINRA for free 1-800-233-4333 or via <http://brokercheck.finra.org> (<http://brokercheck.finra.org>). An investor brochure describing BrokerCheck is also available through FINRA.

1. Other Investments/Retirement accounts are not included in asset total.
2. Your account totals may include the value of assets held at U.S. Bancorp Investments and assets and/or insurance policies not held at U.S. Bancorp Investments. Held-away asset information is provided only for informational purposes only, has not been verified, and may not reflect current market values. We obtained it from sources believed reliable, but we do not guarantee its accuracy or completeness. Certain held-away assets and policies may reflect zero market value, while others may reflect value where no actual market value exists. Assets held-away may not be covered by SIPC. This information is not a replacement for account documents that you receive from the company holding the asset(s) (including trade confirmations, accounts statements, or 1099 forms.) For more information, please see the Holdings section of the online site or U.S. Bancorp Investments mobile app summarizing your assets and/or policies not held at U.S. Bancorp Investments.

For External Accounts:

Account aggregation services are provided by Yodlee, our third-party vendor. Data is obtained by Yodlee or manually entered. U.S. Bank and U.S. Bancorp Investments are not responsible for the accuracy or availability of content. External account details include data on assets and liabilities not held or valued by U.S. Bank and U.S. Bancorp Investments. External account balances displayed may not reflect the latest transactions or available balance. Contact your financial institution with external account questions. For more information on linking external accounts refer to Terms and Conditions.

Connection secured

U.S. Bank
200 South Sixth St.
Minneapolis, MN 55401
© 2023 U.S. Bank
OLB-KS-TAA 0A 20.02.2457.1